



90 MINUTES

LIVE MASTERCLASS



**Trading becomes simple when you focus
on three pillars: plan smart, stay
disciplined, and show up consistently.
Nail these, and the market works for you,
not against you.**



TRADERS DATA

TRADER SURGE

The number of individual traders in the Futures and Options (F&O) market rose from 51.35 lakh in FY22 to 66.96 lakh in FY23, further increasing to 95.75 lakh in FY24.

TRADERS DATA

TRADER SURGE

The number of individual traders in the Futures and Options (F&O) market rose from 51.35 lakh in FY22 to 66.96 lakh in FY23, further increasing to 95.75 lakh in FY24.

Demat accounts hit 17.1 crores in September 2024, with a whopping 30.5 lakh new accounts added in just the last month!

DEMAT SURGE



What happened in the US after the Great Depression?



**What happened in the US after the
Great Depression?**

**Now it's India's moment to
shine!**



FUND INFLOWS

DIIs

- NET BUY IN 2023 - +184650.23 Crores
- NET BUY IN 2024 - +380285.57 Crores

STILL HUGE INFLOWS FROM RETAILERS

FUND INFLOWS

DIIs

- NET BUY IN 2023 - +184650.23 Crores
 - NET BUY IN 2024 - +380285.57 Crores
- STILL HUGE INFLOWS FROM RETAILERS

- Equity mutual fund inflow touched record of ₹38,239 crore in August.
- SIP contribution ₹23,547 crore in the same period.

RETAIL

FUND INFLOWS

DIIs

- NET BUY IN 2023 - +184650.23 Crores
 - NET BUY IN 2024 - +380285.57 Crores
- STILL HUGE INFLOWS FROM RETAILERS

RETAIL

- Equity mutual fund inflow touched record of ₹38,239 crore in August.
- SIP contribution ₹23,547 crore in the same period.

FIIs

- NET SELL IN 2023: -16510.59 CRORES
 - NET SELL IN 2024: -164045.4 CRORES
- WHAT IF THEY COME BACK?

INDIAN TRADING VOLUME

- Indian stocks on BSE and NSE averaged a daily trading value of \$16.5 billion over a month.
- India exceeded Hong Kong's daily average of \$13.1 billion in trading volume.

INDIAN TRADING VOLUME

- Indian stocks on BSE and NSE averaged a daily trading value of \$16.5 billion over a month.
- India exceeded Hong Kong's daily average of \$13.1 billion in trading volume.

YEAR	INDEX FUTURES	INDEX OPTIONS	TOTAL TURNOVER
2024-2025	49,51,117.55	78,21,817.58	4,81,68,14,379.83
2023-2024	74,17,117.17	1,38,19,563.61	7,99,27,67,152.43

(Turnover in cr)

TRADERS STATS

- Overall, 91% of individual traders suffered losses, averaging Rs. 1.2 lakh each (Inclusive of transaction costs).
- Overall, 9% of individual traders made profits, averaging Rs. 1.03 lakh each.

TRADERS STATS

- Overall, 91% of individual traders suffered losses, averaging Rs. 1.2 lakh each (Inclusive of transaction costs).
- Overall, 9% of individual traders made profits, averaging Rs. 1.03 lakh each.

- Almost half (42 Lakh traders) of all the F&O traders were “New traders” experienced net losses and on an avg incurred a net loss of 46,000 per person in FY24.
- The proportion of young traders (having age less than 30 years) has increased significantly from 31% in FY23 to 43% in FY24.

TYPES OF MARKETS

Indian Stock markets
(9:15 am to 3:30 pm)

TYPES OF MARKETS

Indian Stock markets
(9:15 am to 3:30 pm)

Commodities markets
(9 am to 11:30 pm)

TYPES OF MARKETS

Indian Stock markets
(9:15 am to 3:30 pm)

Commodities markets
(9 am to 11:30 pm)

Crypto markets
(24/7)

TYPES OF MARKETS

Indian Stock markets
(9:15 am to 3:30 pm)

Commodities markets
(9 am to 11:30 pm)

Crypto markets
(24/7)

Forex markets
(24/7)

WHY ONLY THE TOP 10% IS PROFITABLE ?

FOLLOWING
PROCESS

WHY ONLY THE TOP 10% IS PROFITABLE ?

FOLLOWING
PROCESS

SET OF RULES

WHY ONLY THE TOP 10% IS PROFITABLE ?

FOLLOWING
PROCESS

DISCIPLINE

SET OF RULES

WHY ONLY THE TOP 10% IS PROFITABLE ?

FOLLOWING
PROCESS

DISCIPLINE

SET OF RULES

CONSISTENCY

COMPARING TRADING WITH OTHER PROFESSIONS

What is the success rate of becoming a **DOCTOR** ?

COMPARING TRADING WITH OTHER PROFESSIONS

What is the success rate of becoming a **DOCTOR** ?

What is the success rate of becoming an **IAS officer** ?

COMPARING TRADING WITH OTHER PROFESSIONS

What is the success rate of becoming a **DOCTOR** ?

What is the success rate of becoming an **IAS officer** ?

What is the success rate of becoming an
ENTREPRENEUR ?

COMPARING TRADING WITH OTHER PROFESSIONS

What is the success rate of becoming a **DOCTOR** ?

What is the success rate of becoming an **IAS officer** ?

What is the success rate of becoming an
ENTREPRENEUR ?

Why you're worried about
TRADING SUCCESS RATE ?

PROCESS TO BECOME WEALTHY WITH STOCK MARKET

Trading is a
TALENT game

PROCESS TO BECOME WEALTHY WITH STOCK MARKET

Trading is a
TALENT game

Investing is a
PATIENCE game

UNDERSTANDING THE MARKET

UNDERSTANDING THE MARKET

TRADING PATHWAY

- **Beginners start with Equities**
- **Adapt to market conditions**
- **After getting enough exposure enter into Derivatives**

UNDERSTANDING THE MARKET

TRADING PATHWAY

- Beginners start with Equities
- Adapt to market conditions
- After getting enough exposure enter into Derivatives

PROCESS/APPROACH FOR TRADING

- Capital requirement
- Building a solid strategy
- Back testing the strategy
- Stop losses and Targets
- Paper trading
- Real trading

THINGS NOT TO DO AS A BEGINNER

Trading expiry contracts & When
VIX is too high

THINGS NOT TO DO AS A BEGINNER

Trading expiry contracts & When
VIX is too high

Keeping stop loss and targets
without any Reasoning

THINGS NOT TO DO AS A BEGINNER

Trading expiry contracts & When
VIX is too high

Keeping stop loss and targets
without any Reasoning

No backtest of the strategy
before using

THINGS NOT TO DO AS A BEGINNER

Trading expiry contracts & When
VIX is too high

Keeping stop loss and targets
without any Reasoning

No backtest of the strategy
before using

No strategy Practice

THINGS NOT TO DO AS A BEGINNER

Trading expiry contracts & When
VIX is too high

Keeping stop loss and targets
without any Reasoning

No backtest of the strategy
before using

No strategy Practice

Not maintaining the Journal



MONEY MANAGEMENT



MONEY MANAGEMENT

RISK MANAGEMENT



SOURCES OF TRADING DATA

LIVE OI
DATA



SOURCES OF TRADING DATA

LIVE OI
DATA



VOLUME
ACTIVITY



SOURCES OF TRADING DATA

LIVE OI
DATA



VOLUME
ACTIVITY



TRENDING
NEWS



SOURCES OF TRADING DATA

LIVE OI
DATA



VOLUME
ACTIVITY



TRENDING
NEWS



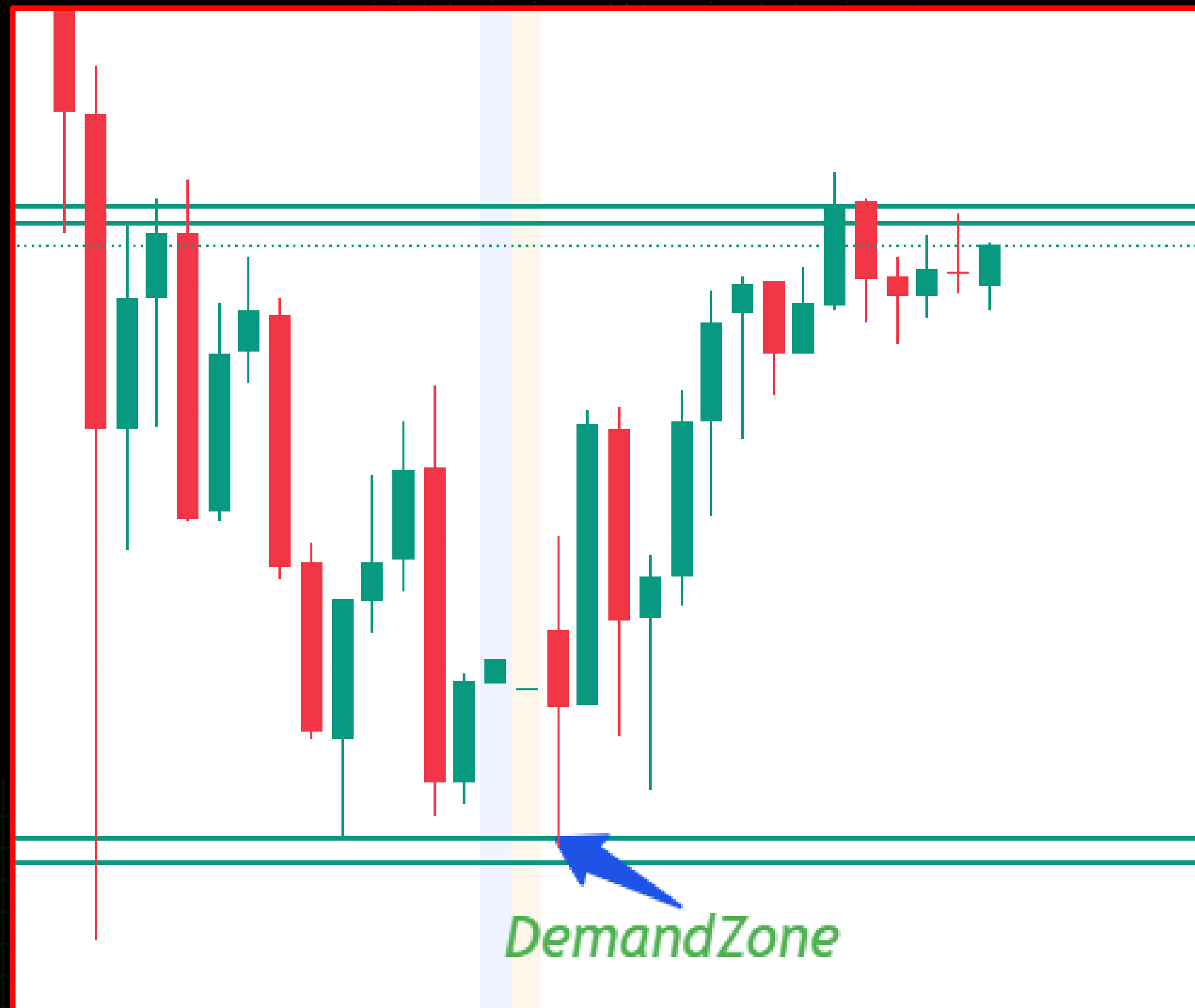
GLOBAL
MARKETS



SUPPLY ZONE



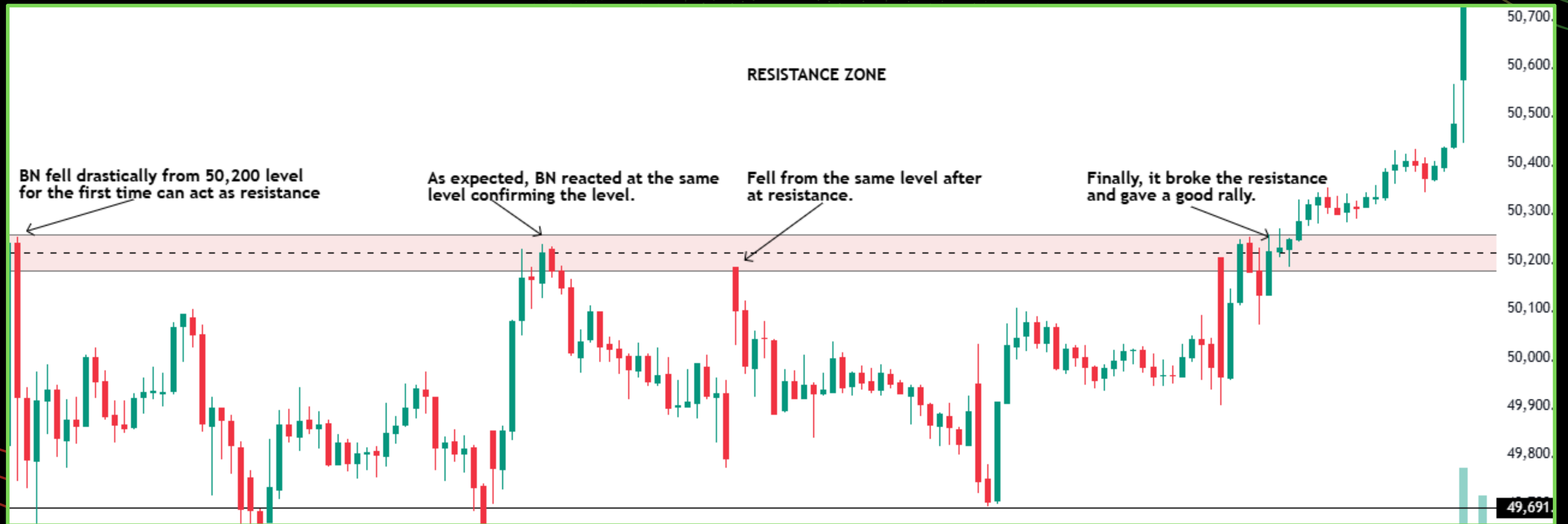
DEMAND ZONE



SUPPORT ZONE



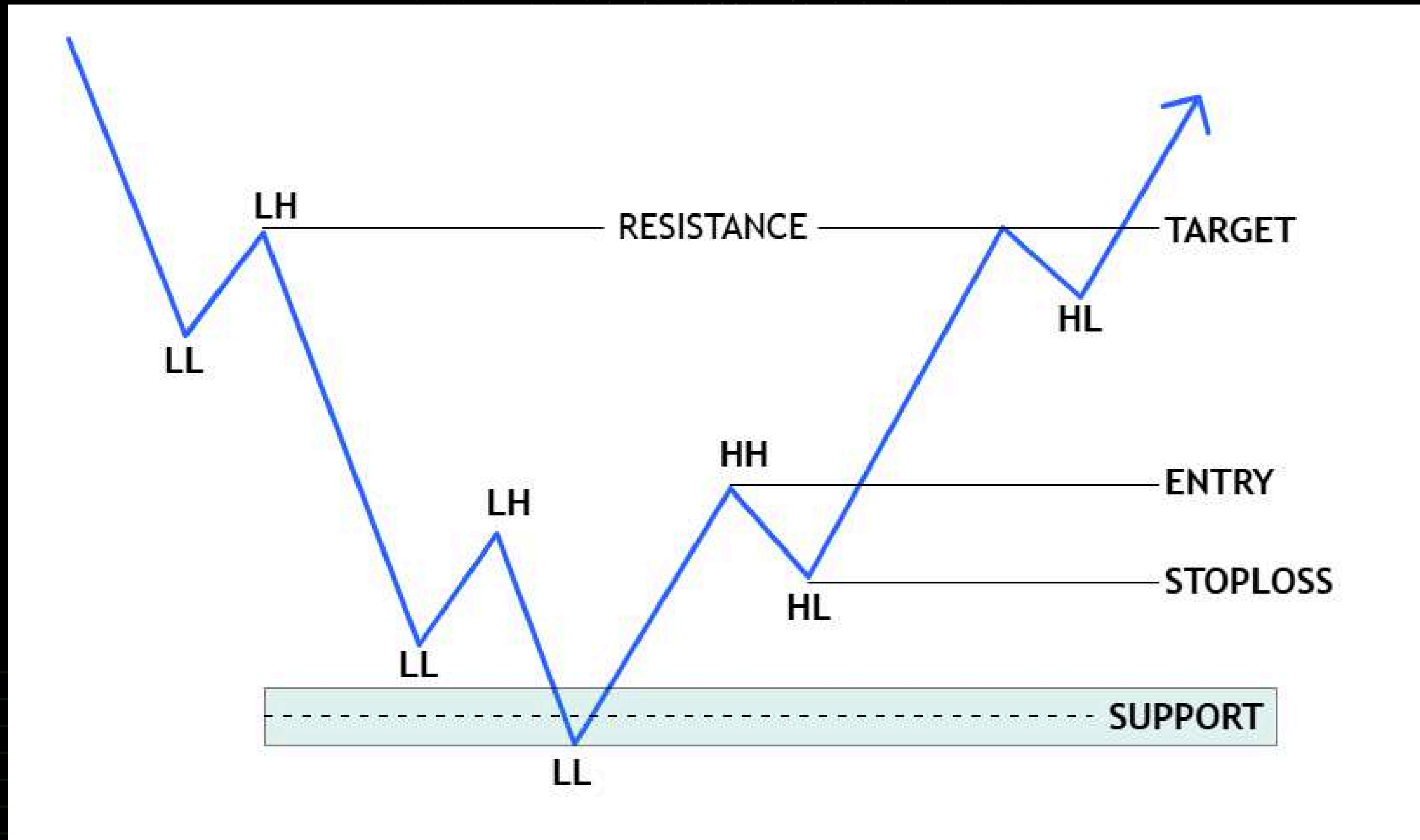
RESISTANCE ZONE



FAKE BREAKOUTS



TRADING STRATEGY



WHAT WE PROVIDE

Master Class

- Trading Insight
- Lifetime access to upcoming webinar /masterclass

WHAT WE PROVIDE

Master Class

- Trading Insight
- Lifetime access to upcoming webinar /masterclass

Course

- Telugu
- English
- Both Online and Offline

WHAT WE PROVIDE

Master Class

- Trading Insight
- Lifetime access to upcoming webinar /masterclass

Course

- Telugu
- English
- Both Online and Offline

Consultation

- 1 Hour Personal Consultation
- Online Consultation
- English and Telugu

WHAT WE PROVIDE

Master Class

- Trading Insight
- Lifetime access to upcoming webinar /masterclass

Course

- Telugu
- English
- Both Online and Offline

Consultation

- 1 Hour Personal Consultation
- Online Consultation
- English and Telugu

Incubator

- Personal Guidance
- Personalized Guidance
- For 1 year
- Completing 3 months course is must

COURSE FEE DETAILS

- Comprehensive **Online** Course: **₹15,990** (inclusive of GST)

COURSE FEE DETAILS

- Comprehensive **Online** Course: ₹15,990 (inclusive of GST)
- Comprehensive **Offline** Course: ₹29,940 (inclusive of GST)

COURSE FEE DETAILS

₹15,049/-

Comprehensive **Online** Course: ~~₹21,499/-~~ (inclusive of GST)

Course Payment Structure:

1. Full Payment:

- Eligible for a 10% discount if the full course fee is paid within 24 hours of enrolment. Note: This discount coupon is available only for the first 20 participants. Use code Trading10 at checkout.

2. Partial Payment:

- Pay 50% of the course fee at the time of enrolment.
- The remaining 50% must be settled within 7 days of the first class or before the second class begins.

Note : For any payment options, please DM us on WhatsApp.



CONSULTATION:

- Duration: **1 hour**
- Price: **₹4,992** (inclusive of GST)

CONSULTATION:

- Duration: **1 hour**
- Price: **₹4,992** (inclusive of GST)

INCUBATOR:

- Important Note: You must **complete** the course to gain access to the incubator benefits.
- Price: **₹2,00,000** (inclusive of GST)

**Got any doubts?
Shoot now!**





@marketzing_hub



@ajhaymamidi

Thank you!



+91 89770 16327



www.marketzing.in

